

ConnectED Guide for Parents

This Guide provides quick-start instructions for **Parents** to assist their students in using ConnectEd to access their math and science materials online.

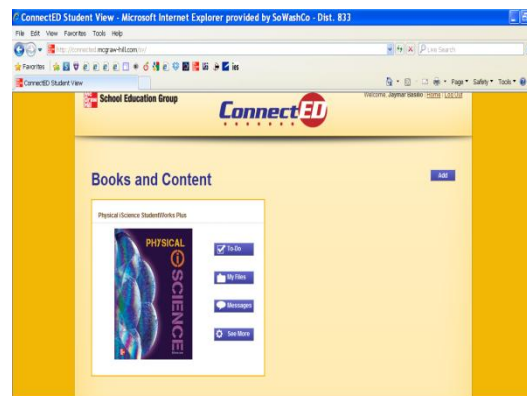
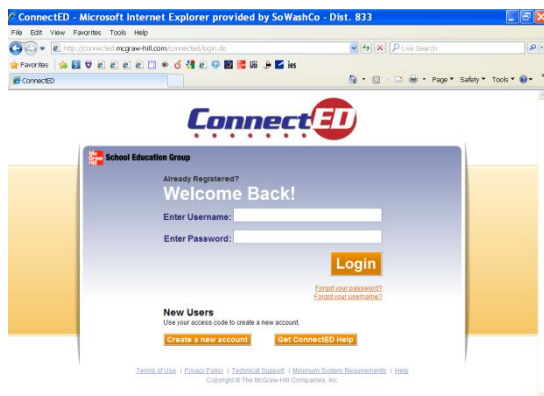
Middle school students have been assigned one username and password for both their math and science materials in ConnectEd. They should have received this information from their school.

If you are unsure of your child's username and password, please ask your student.

To Log In:

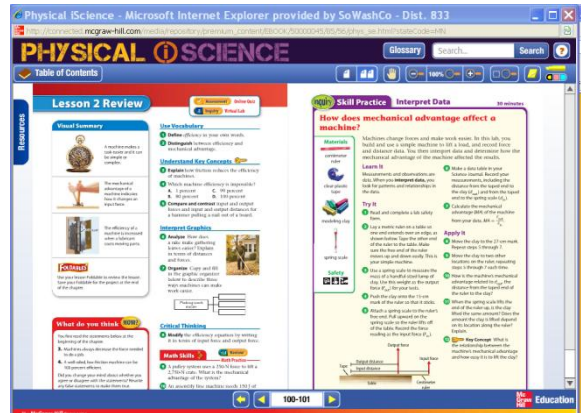
1. Go to <http://connected.mcgraw-hill.com>.
ConnectED displays the **Login** screen.

2. Enter your Username and Password and click Login.
ConnectED displays your **Books and Content**.



To Begin Using the Text:

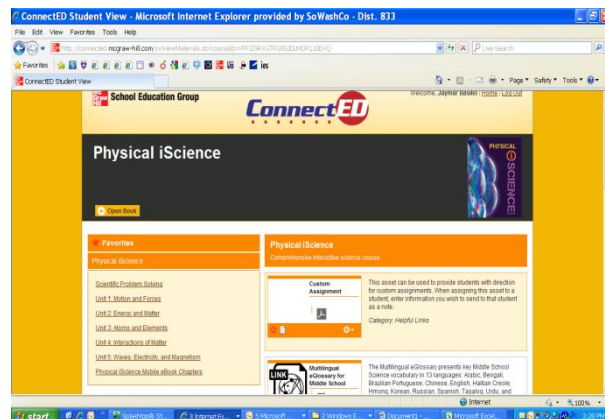
1. Click on the cover of the text to open the eBook.
2. Use the navigation tools on the top and bottom of the page to move through the text.



Additional Features:

1. Some texts will have a **See More** option on the books and content page.

This will take you to additional resources including chapter activities and downloadable PDF versions of the text that can be loaded on mobile devices.



Trouble Shooting:

1. If no books appear on the books and content page, contact your child's teacher
2. For technical support contact McGraw-Hill Education technical support at 1-800-437-3715